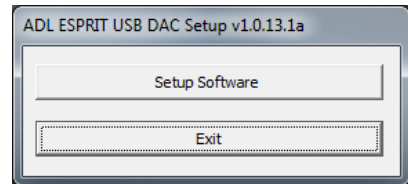


ADL Esprit ASIO driver installation for Windows PC

(Driver installation not necessary for MAC)

Download Driver from <http://www.adl-av.com/products/usbdac/esprit/>
and save in your specified folder

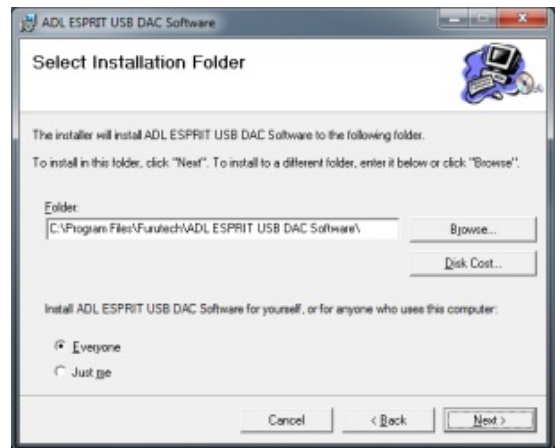
Click on "Setup Software"



Click "Next"



To change the folder where the driver
will be installed select "Browse".
To install in current folder select
"Next"



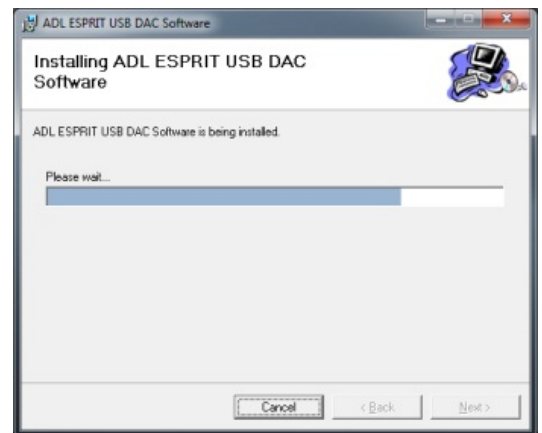
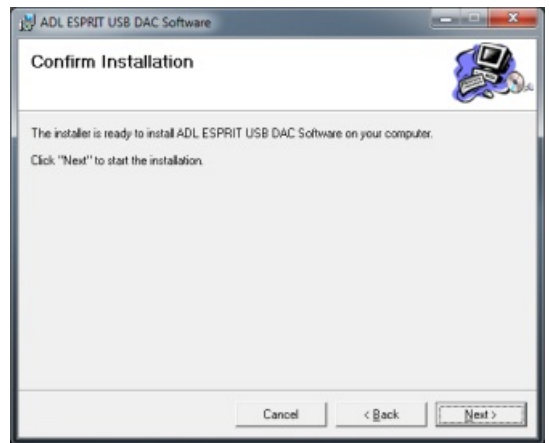
Click "Next"



Installation may take a few minutes.
Please wait



Click "Install"



Click "OK"



Installation complete

